

New Update

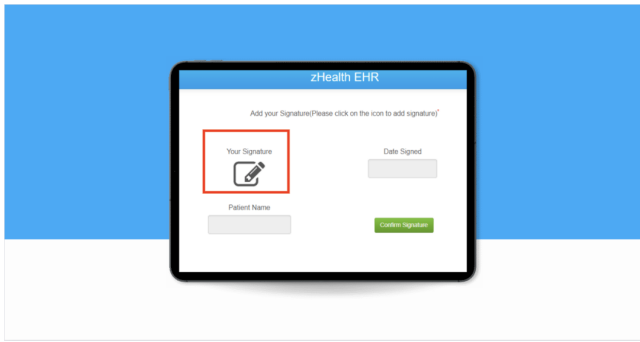
Introducing a new Signature Feature to Streamline Patient Check-in

Now your clinic can allow patients to add their signature electronically during the check-in process, all while improving patient experience and maintaining compliance and security. Everything gets stored automatically in your zHealth account.



Get a Signature from Patients When They Check-in

We are releasing the Signature for Check-in feature this weekend. Patients will be able to easily sign online by typing their full name, selecting their signature style, and confirm their signature before submitting it. Once they've created a signature, they can save it for future use. It's that easy! Follow the walk-through guide to learn how the Signature feature works.



Check-in and Add Signature

Patients need to sign into their account using their mobile number when checking in via kiosk or tablet device. They will be asked to add their signature. Ask them to click on the "Your Signature" icon and a pop-up window will open.

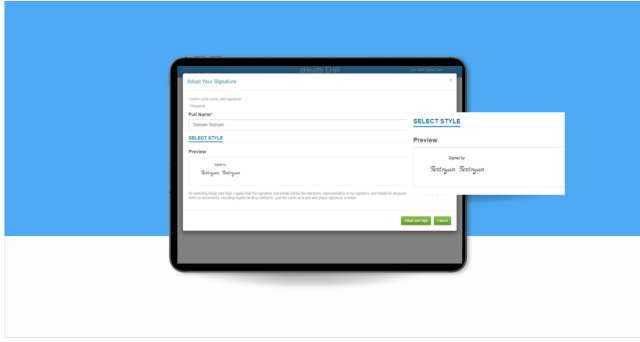
Create and add Signature

Next, patients need to select "Create Signature" if they are adding their signature for the first time while checking in. A pop-up window will open.



Select Signature Style

Patients need to enter their full name and their signature will appear automatically. If they want to change their Signature Style, they can click on "Select Style" and choose a style they like. Ask them to select a Signature Style and click "Confirm and Sign".

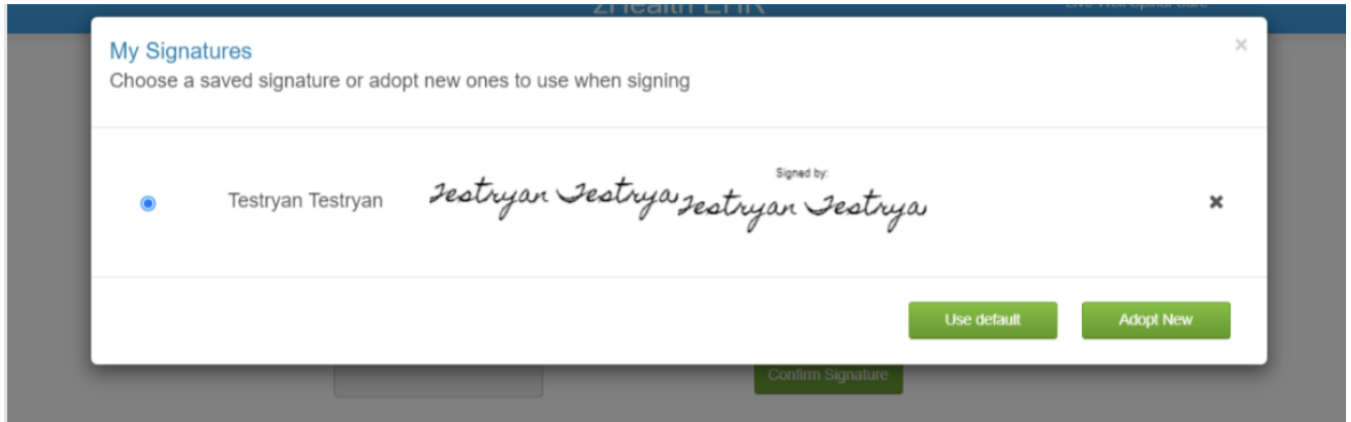


Confirm Signature

Once they confirm their Signature Style, the final screen will show their Signature, Name, and Date stamp. They can click "Confirm Signature" to proceed.



Patients' signatures will be saved in our system. So next time, they won't need to create it again or type in a blank box! Here is how it will look like the next time patients come and check-in. It will much easier and faster for them and your staff.



If you need more information on this upcoming Signature feature, contact your Customer Success Specialist or send us an email to support@zhealthehr.com.

[Contact Customer Support](#)

Follow Us On



Facebook



LinkedIn

zHealth Software is cloud-based and all-in-one practice management software purpose-built to meet the unique needs of chiropractic practices.

Call us at +1 (800) 459-0302

© 2022 zHealth Software. All rights reserved.