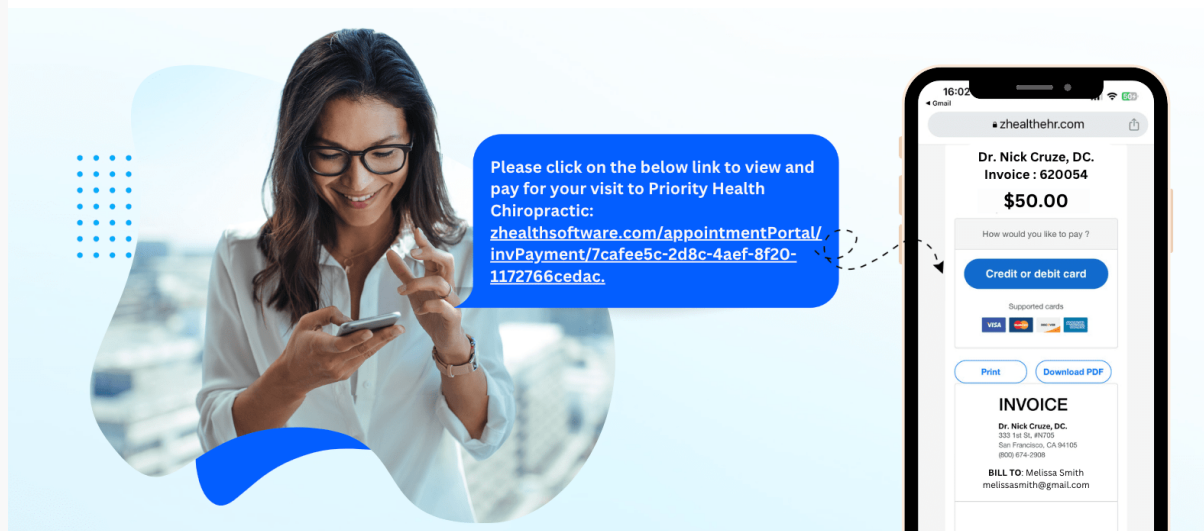


Introducing Text-to-Pay

Collect patient balances with an automated text message



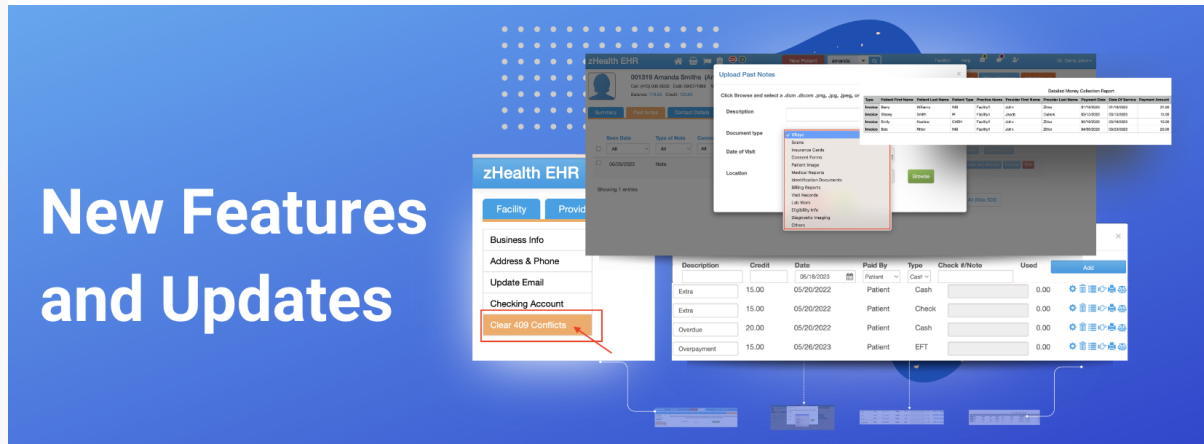
If you have uncollected patient balances, you might be interested in learning about this.

[zHealth Pay's Text-To-Pay](#) feature helps you collect outstanding balances quickly and easily. If you've patients whose deductible was not met or if the copay amount collected was lower and you need to collect an additional amount from the patient, you can click a button in zHealth and the software will send text messages to all patients who have an outstanding balance in Patient Responsibility. Patients can simply click a button in the text message and pay their balance instantly. This feature only works if you have zHealth Pay. So if you're using zHealth Pay, contact your [customer support team](#) to turn it on.

If you're not using zHealth Pay, get started today to collect more, faster with just a text.

[Yes, I want to know more about zHealth Pay](#)

zHealth May and June 2023 Product Updates

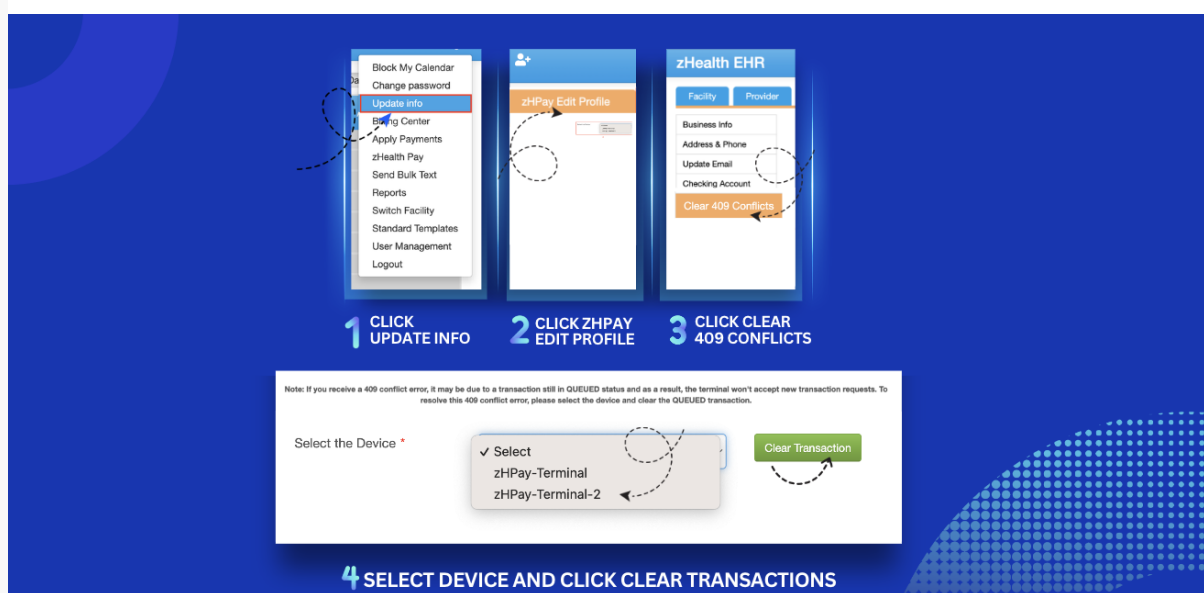


We are excited to share some exciting updates from zHealth. Over the past few months, we have been working diligently to bring you the latest features and advancements in our software. These updates are designed to enhance your experience and provide you with even more value from zHealth software.

- You can now [upload lab work, eligibility info, diagnostic imaging in past notes section of the Patient Chart](#).
- We've created a new report type - [Membership Report](#) - to help you get a more in-depth look at each of the membership payments.
- The invoice sent to patient via email will now show [facility's phone number](#).
- We have introduced a [new payment type - EFT - when you want to add patient credits](#).
- We've added a new column for "Patient Type" in the [Detailed Money Collected Report](#).
- The [Patient Visit Report](#) will now show the Primary Insurance name of a patient.
- We have introduced [Text-to-Pay feature for all zHealth Pay users](#). Clinics using zHealth Pay can send invoices directly to patients via text, along with a secure payment link. With just a few taps on their mobile device, patients can instantly settle their invoices, eliminating the need for constant bill chasing.

[Explore All May and June 2023 Updates Here](#)

Resolve 409 Conflicts for zHealth Pay with a Few Clicks

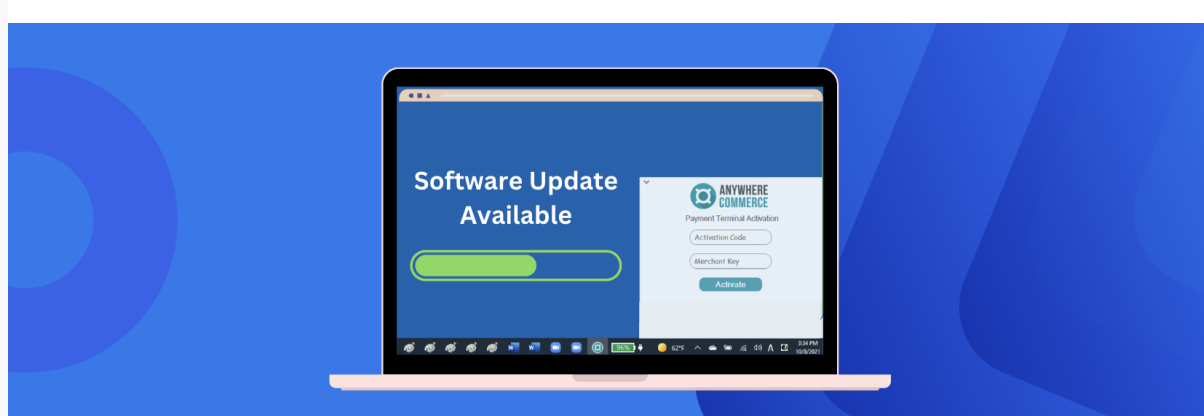


If you're a zHealth Pay user, you might have come across 409 conflict errors occasionally, which can disrupt your payment processing. Sometimes, QUEUED transactions cause the 409 conflicts. We have introduced a new feature for zHealth Pay users to ensure smooth transactions. You can unlock your zHealth pay terminal and resume processing new transactions seamlessly by clearing the 409 conflict. Check out this help article to learn how you can resolve 409 conflicts with just a few clicks from the zHealth dashboard.

[How to Clear 409 Conflicts](#)

Updating zHealth Pay to the Latest Version

Keep up with software updates!



zHealth Pay uses AnyPay CloudBridge App to enable clinics to process payments using zHealth Pay Terminal. CloudBridge App regularly provides new versions for PC and Mac systems with new feature releases and bug fixes.

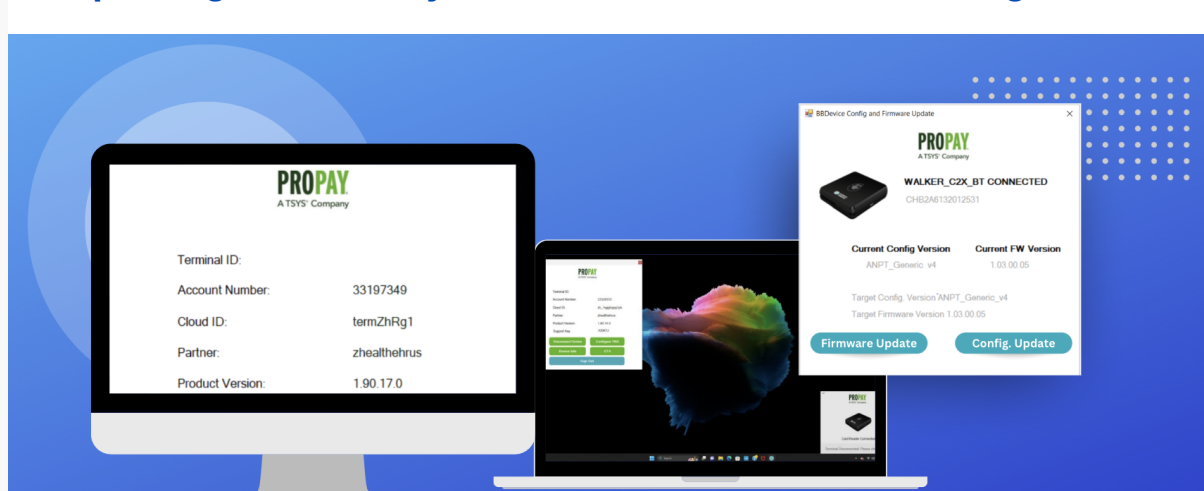
The **latest available versions** are **1.90.17 for PC** and **1.90.11 for Mac**. We recommend updating to the latest version to ensure smooth and secure transactions.

You can check which version you're currently running for [PC here](#) and [Mac here](#). To download the latest version, zHealth Pay users can follow these steps.

[Update zHealth Pay for PC](#)

[Update zHealth Pay for Mac](#)

Updating zHealth Pay Software's Firmware and Configuration



Ensure a secure and uninterrupted payment experience by staying proactive in updating the firmware and configuration of the AnyPay CloudBridge app.

By staying up to date, you can ensure seamless and secure payment experience.

If you're a **PC** user, here is the easiest way update firmware and config right from your computer.

[Show me how](#)

You can update the version of firmware and config on your **Mac system** or on your mobile using two methods.

[Show me how](#)

Free Resources to Grow Your Practice



Chiropractic Billing Codes: Don't Make These Mistakes

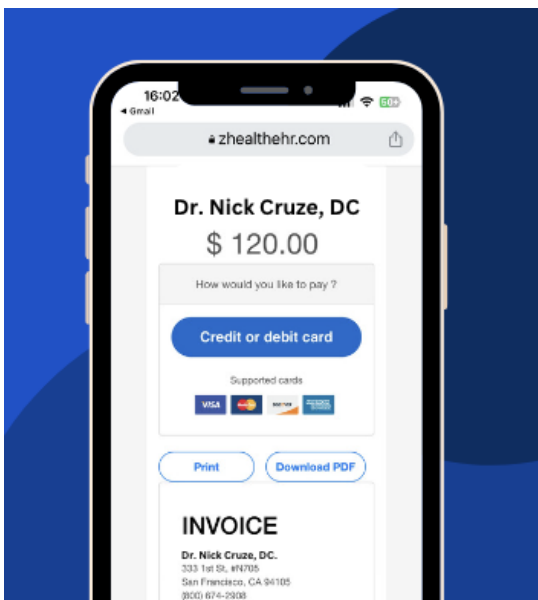
Proper chiropractic billing and coding are essential for accurate claim submission and reimbursement. Here are some key guidelines to ensure compliance and maximize your insurance reimbursement.

[Read More](#)

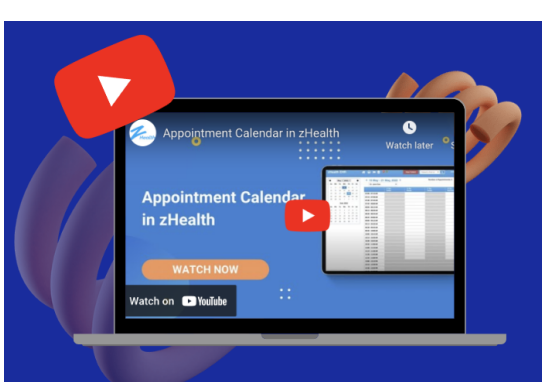
How to Improve Patient Experience with Easier Payments

Delivering an exceptional patient experience is a top priority for you as a chiropractor. By offering easier payment options your patients, you can provide convenience to them and increase your patient collections.

[Read More](#)



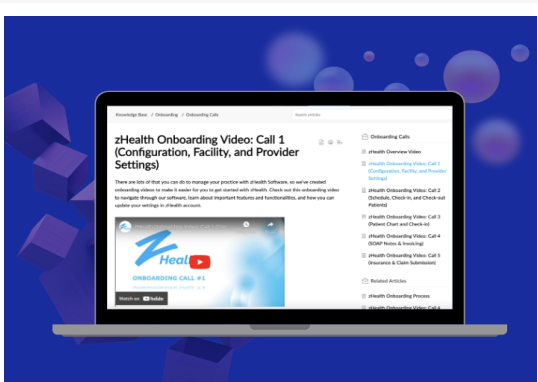
Explore Help Videos and Onboarding Recordings



[Access Help Videos](#)

At zHealth, we are constantly improving to deliver the best service to you. Understanding the importance of staying informed, we wanted to ensure that you are aware of the help videos that are available to you. These informative videos serve as a valuable resource for refreshing your knowledge or obtaining a quick refresher on specific topics.

If you have a new staff member in your clinic, we have a fantastic resource for them: our Onboarding Videos. These videos allow them to learn at their convenience, ensuring you receive the necessary information even if you couldn't attend onboarding meetings.



[Access Onboarding Videos](#)

CONNECT WITH US!

We are constantly sharing free resources and practice management hacks on our social media. Click the links below to follow your favorites!



zHealth is cloud-based and all-in-one practice management software purpose-built to meet the unique needs of chiropractic practices.
Call us at +1 (800) 459-0302
© 2022 zHealth. All rights reserved.